

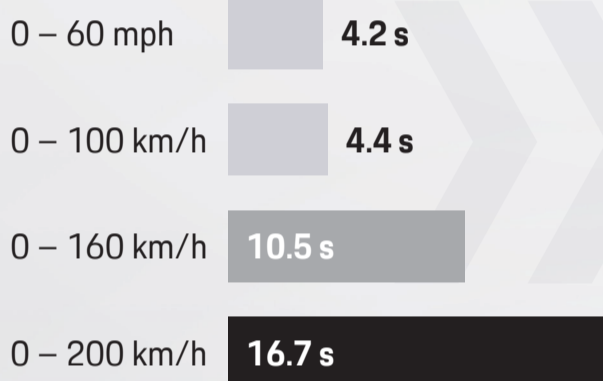
Panamera 4 E-Hybrid



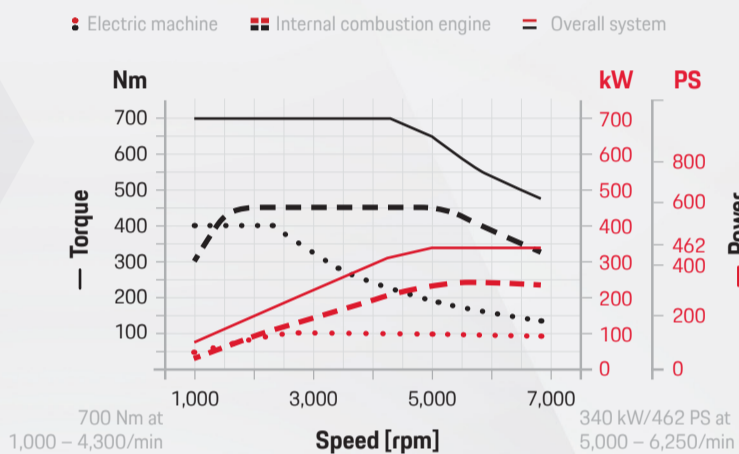
Technical specifications

- 2,894 cm³**
V6 biturbo with plug-in technology
- 280 km/h**
Top speed
- 340 kW (462 PS)**
at 5,000 – 6,250/min
- 700 Nm**
at 1,000 – 4,300/min
- 2,210 kg**
Empty weight according to DIN
- 2,710 kg**
Maximum weight allowed
- 2.2 – 2.1 l/100 km**
Combined fuel consumption
- 49 – 47 g/km**
Combined CO₂ emissions
- 17.5 – 17.0 kWh/100 km**
Combined electricity consumption
- 62 – 64 km**
Electric range

Acceleration



Power and torque



Width: 1,937 mm
Width with mirrors: 2,165 mm

Dimensions



Height: 1,423 mm

Wheelbase: 2,950 mm
Length: 5,049 mm

Front gauge: 1,671 mm
Rear gauge: 1,651 mm

Highlights


» 330 PS | 450 Nm

Power and torque of the 2.9-liter V6 biturbo engine.




17.9 kWh «

Energy content of the liquid-cooled lithium-ion battery.



» 136 PS | 400 Nm

Power and torque of the electric motor integrated in the eight-speed dual clutch transmission.



6 «

Number of driving modes with an optimized operating strategy to improve the electric driving experience and for more efficient energy utilisation.



» "With three new Panamera plug-in hybrid models, the 4 E-Hybrid, the 4S E-Hybrid and the Turbo S E-Hybrid, Porsche is consistently pursuing the E-Performance strategy. The all-electric range and the electric driving experience benefit from a more powerful battery and optimized operating strategies."

Thomas Friemuth
Vice President Product Line Panamera

